

**FACT FILE  
SUMMARY  
VERSION**

**UNIVERSITI  
MALAYA (UM)  
MALAYSIA**

## CONTENTS

Welcome	3
Rankings by Subject Summit	4
Results at a Glance	5
Results by Broad Subject Area	6
Detailed Results by Subject	7
EduData Summit	10
Appendices	11

THE 2019 QS WORLD UNIVERSITY RANKINGS BY SUBJECT  
WILL BE LAUNCHED ON 27 FEBRUARY 2019 ON [www.topuniversities.com](http://www.topuniversities.com)

# WELCOME TO THE 2019 QS WORLD UNIVERSITY RANKINGS BY SUBJECT

Welcome to your institution's fact file for the QS World University Rankings by Subject 2019.

This file provides the scores for your institution in the subjects that you have been evaluated in, as well as the scores and ranks for those subjects where you made it into the published rankings table. It should also provide you with useful information for any media communication you might need to prepare prior to launch.

To produce the rankings for this year the team analysed over 22 million papers, producing close to 200 million citations. 1,222 institutions have been ranked across 48 subjects in 5 subject areas, creating 15,000 published entries. These figures reflect some of the scale behind this huge undertaking that the team carries out in order to produce these subject rankings.

The first section contains an "at a glance" summary of your institution's performance across the board in all the subject areas covered. The wheel chart is a graphical representation – brightly coloured bars indicate that you have achieved a score in that subject; the longer the bar the higher the score you have attained. A pale bar in a subject area indicates your performance in the broad subject area.

The next table shows a summary of your scores and ranks in all the subjects you have been ranked in including a column which also shows your domestic rank in that subject. The following table then shows you your results in the subject rankings for the last three years so you can track your progress (please note, the subjects of Classics and Library Management were not featured in 2017).

In the Appendix you will find an explanation of the weightings that make up the different subject tables, the evolution of the subject rankings exercise, the paper thresholds that we have used in this edition and an indication of the number of institutions considered and ranked.

In this edition we have been able to increase the employer reputation component for three of our subject rankings where employer reputation is particularly key to that discipline. These are Hospitality, Performing Arts and Engineering – Mining.



I hope you will find this useful, but we have also prepared a more extensive EXTENDED FACT FILE for you, presenting your institution in context, subject by subject, indicator by indicator in greater depth. Please go to [https://qs.com/extended\\_fact\\_files\\_2019\\_subject\\_rankings](https://qs.com/extended_fact_files_2019_subject_rankings) to file a request and the team will aim to get back to you within a couple of days depending on the volume of requests.

**Selina Griffin**  
Rankings Manager, QS



## **RANKINGS BY SUBJECT** **SUMMIT 2019**



26th February



Australian National University  
Canberra, Australia

**DISCOVER HOW TO DEVELOP EFFECTIVE STRATEGIES  
TO DRIVE YOUR INSTITUTION'S SUCCESS  
IN KEY SUBJECT AREAS**

**Register Now for Free**

[www.qsrankingsummit.com](http://www.qsrankingsummit.com)

# UNIVERSITI MALAYA (UM)

## AT A GLANCE

RANKED IN **5** BROAD SUBJECT AREAS

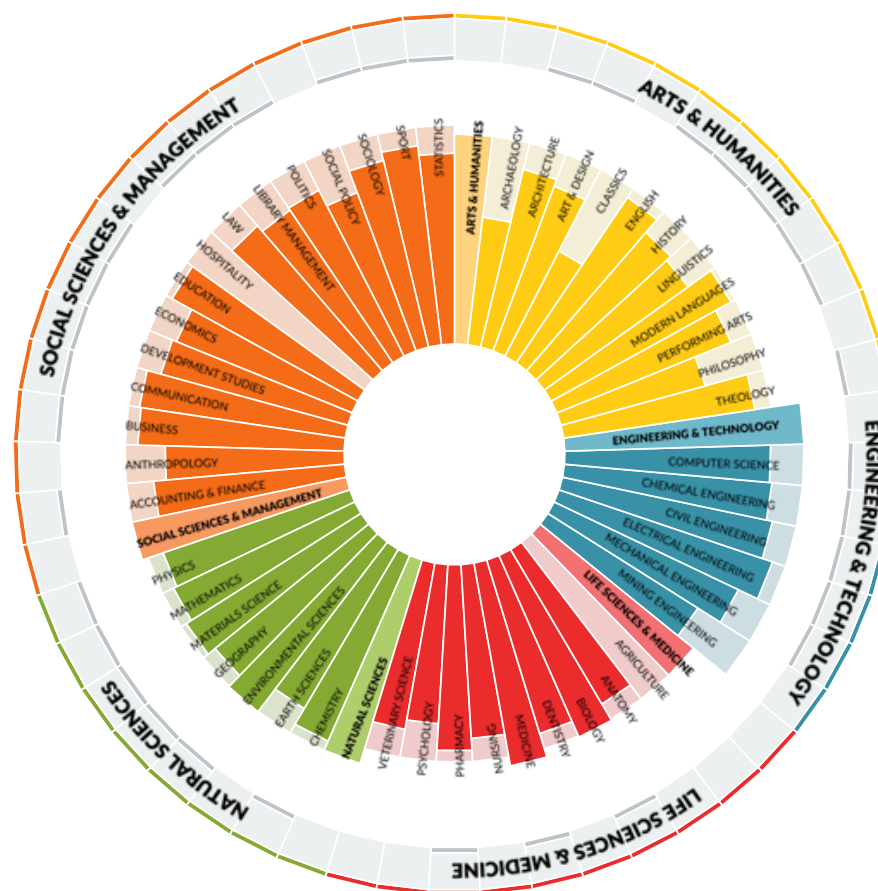
SCORED IN **46** SUBJECTS

RANKED IN **34** SUBJECTS

TOP 100 FOR **3** BROAD SUBJECT AREAS

TOP 100 FOR **17** SUBJECTS

TOP 50 FOR **3** SUBJECTS




- Arts & Humanities
- Engineering & Technology
- Life Sciences & Medicine
- Natural Sciences
- Social Sciences & Management

Lightly shaded areas indicate performance in the corresponding broad subject area.

## 2019 QS WORLD UNIVERSITY RANKINGS BY SUBJECT AREA

### UNIVERSITI MALAYA (UM)

Malaysia



#### OVERALL SCORES BY SUBJECT AREA



In 2019, Universiti Malaya (UM) has been ranked in 5 out of 5 broad subject areas.

**Engineering & Technology** is the institution's strongest field at **38=** and an overall score of **84.5**.



## 2019 QS WORLD UNIVERSITY RANKINGS BY SUBJECT

Below is the institution's detailed performance by indicator and overall score across the 48 subjects currently featured in the QS World University Rankings by Subject. It is very unusual for an institution to qualify for consideration in all 48 subjects.

		Global Rank	Domestic Rank	Academic	Employer	Citations	H-index	Score
Arts & Humanities	Arts & Humanities	99=	1	77.8	83.4	74.7	33.7	74.2
	Archaeology			50.1	71.1	32.5		45.4
	Architecture / Built Environment	101-150	3	56.4	70.4	95.6	85.4	64.6
	Art & Design	51-100	1	61.0	71.7			62.1
	Classics & Ancient History			39.0	67.2			41.8
	English Language & Literature	51-100	1	70.6	72.6	67.6		70.5
	History	151-200	1	74.0	72.9	50.4	35.8	64.6
	Linguistics	51-100	1	61.7	66.2	67.3	64.8	62.6
	Modern Languages	101-150	1	72.2	73.1			72.5
	Performing Arts	51-100	2	62.2	83.2			66.4
	Philosophy			52.2	70.8	58.4	42.2	52.8
	Theology, Divinity & Religious Studies	51-100	2	66.8	81.2	70.0	63.9	68.3
Engineering & Technology	Engineering & Technology	38=	1	78.6	83.9	90.4	95.7	84.5
	Computer Science & Information Systems	51-100	1	65.5	72.6	87.1	77.7	72.7
	Engineering - Chemical	51-100	1	69.4	72.3	81.4	79.7	73.6
	Engineering - Civil & Structural	51-100	1	69.2	74.1	93.1	79.8	75.8
	Engineering - Electrical & Electronic	47	1	71.7	70.1	100.0	99.2	79.6
	Engineering - Mechanical, Aeronautical & Manufac..	51-100	1	66.0	70.9	86.4	76.2	72.1
	Engineering - Mineral & Mining			44.5	75.6	79.3	68.9	62.7
Life Sciences & Medicine	Life Sciences & Medicine	182=	1	79.8	87.1	66.7	49.4	69.7
	Agriculture & Forestry							
	Anatomy & Physiology			64.7	69.3	54.7	67.5	63.4
	Biological Sciences	151-200	1	70.9	70.4	69.6	69.1	70.1
	Dentistry			49.7	70.5	71.5	69.0	64.1
	Medicine	101-150	1	67.8	74.9	76.7	75.9	72.8
	Nursing			44.2	77.2	71.3	63.6	61.5
	Pharmacy & Pharmacology	151-200	2	60.0	69.5	77.3	61.7	65.7
	Psychology			62.0	75.2	47.2	35.0	56.3
	Veterinary Science			58.3	66.8	60.8	57.5	59.7

## 2019 QS WORLD UNIVERSITY RANKINGS BY SUBJECT

		Global Rank	Domestic Rank	Academic	Employer	Citations	H-index	Score
Natural Sciences	Chemistry	101-150	1	70.4	71.8	77.6	68.4	71.7
	Earth & Marine Sciences			58.5	72.8	70.6	67.9	65.3
	Environmental Sciences	101-150	1	72.3	73.2	85.9	70.7	75.4
	Geography	51-100	1	77.1	78.9	57.8	47.4	69.9
	Materials Science	101-150	1	69.1	72.5	81.5	71.0	73.0
	Mathematics	101-150	1	67.3	72.3	82.1	65.4	70.9
	Natural Sciences	137	1	72.3	81.2	78.4	72.0	75.2
	Physics & Astronomy	151-200	1	68.2	67.0	73.7	70.9	69.6
Social Sciences & Management	Accounting & Finance	101-150	1	69.6	73.3	43.9	65.2	67.7
	Anthropology			63.5	73.5	58.2	55.6	63.2
	Business & Management Studies	51-100	1	68.7	73.6	80.5	84.6	72.9
	Communication & Media Studies	51-100	1	69.0	80.8	82.0	72.5	73.5
	Development Studies	38	1	65.3	70.6	79.8	68.3	68.5
	Economics & Econometrics	101-150	1	70.5	73.4	64.3	56.5	67.0
	Education	51-100	1	69.5	78.4	86.2	75.2	74.9
	Hospitality & Leisure Management							
	Law	101-150	1	64.3	69.6	87.9	67.8	67.6
	Library & Information Management	31=	1	58.0	76.7	83.1	85.6	65.0
	Politics & International Studies	101-150	1	68.2	73.8	53.3	43.1	65.9
	Social Policy & Administration			58.3	73.1	42.6		59.7
	Social Sciences & Management	55=	1	76.0	85.1	78.1	60.4	77.4
	Sociology	151-200	1	72.2	74.8	56.6	46.2	67.8
	Sports-related Subjects	51-100	1	65.8	82.5	82.5	71.6	70.8
	Statistics & Operational Research	151-200	1	67.3	69.7	68.9	65.0	67.4

### NOTES:

There are different reasons why an institution may not have results in any given subject.

1. It may not offer a program
2. It may not have published a sufficient number of papers
3. It may not have attracted a minimum level of recognition through our surveys.
4. Receiving a score for a particular subject does not guarantee that we have checked for its presence in your institution. These checks are only carried out for institutions with a score high enough to receive a published rank in the subject.



## 2019 QS WORLD UNIVERSITY RANKINGS BY SUBJECT

The tables below present the rank evolution in each evaluated subject.

		2017	2018	2019
Arts & Humanities	Arts & Humanities	85=	65=	99=
	Art & Design		51-100	51-100
	History			151-200
	Archaeology			
	Architecture / Built Environment	51-100	51-100	101-150
	Classics & Ancient History			
	English Language & Literature	51-100	51-100	51-100
	Linguistics	51-100	51-100	51-100
	Modern Languages	51-100	51-100	101-150
	Performing Arts		51-100	51-100
	Philosophy			
	Theology, Divinity & Religious Studies	51-100	51-100	51-100
Engineering & Technology	Engineering & Technology	35=	22=	38=
	Computer Science & Information Systems	51-100	51-100	51-100
	Engineering - Chemical	38=	42	51-100
	Engineering - Civil & Structural	51-100	46=	51-100
	Engineering - Mechanical, Aeronautical & Manufact..	33	41=	51-100
	Engineering - Electrical & Electronic	23=	30	47
	Engineering - Mineral & Mining		47	
Life Sciences & Medicine	Life Sciences & Medicine	164=	154=	182=
	Agriculture & Forestry			
	Anatomy & Physiology			
	Biological Sciences	151-200	201-250	151-200
	Medicine	101-150	151-200	101-150
	Pharmacy & Pharmacology	51-100	101-150	151-200
	Psychology	251-300	251-300	
	Veterinary Science			
	Dentistry			
	Nursing			
		2017	2018	2019
Natural Sciences	Natural Sciences	188=	141=	137
	Chemistry	101-150	101-150	101-150
	Earth & Marine Sciences			
	Environmental Sciences	51-100	51-100	101-150
	Geography	151-200	101-150	51-100
	Materials Science	101-150	101-150	101-150
	Mathematics	151-200	101-150	101-150
	Physics & Astronomy	201-250	201-250	151-200
Social Sciences & Management	Social Sciences & Management	71	45=	55=
	Accounting & Finance	101-150	101-150	101-150
	Anthropology	51-100	51-100	
	Business & Management Studies	51-100	51-100	51-100
	Communication & Media Studies	51-100	51-100	51-100
	Development Studies	26	30	38
	Economics & Econometrics	151-200	151-200	101-150
	Education	41=	51-100	51-100
	Hospitality & Leisure Management			
	Law	151-200	101-150	101-150
	Library & Information Management		24	31=
	Politics & International Studies			101-150
	Social Policy & Administration	51-100		
	Sociology	151-200	151-200	151-200
	Sports-related Subjects	51-100	51-100	51-100
	Statistics & Operational Research	101-150	101-150	151-200



11th - 12th June



The British Museum  
London, UK

## APPLYING DATA AND ANALYTICS IN HIGHER EDUCATION

Learn the best tools and practices to manage your data towards increasing efficiencies and improving processes within your university.

**Early-bird tickets available now**

Secure your place at [www.edudatasummit.com](http://www.edudatasummit.com)

## QS RANKINGS SUMMIT

Taking place on June 13th, this is a unique one-day seminar in which industry experts will provide insights on how to maximize your institution's potential, measured by the QS methodologies used to create the QS World University Rankings and the QS World Rankings by Subject.

**More Information**

[www.edudatasummit.com](http://www.edudatasummit.com)

**APPENDICES**  
DEFINITIONS,  
WEIGHTINGS, THRESHOLDS  
AND HEADLINE FIGURES.

## METHODOLOGY: DEFINITIONS & WEIGHTINGS

### ACADEMIC REPUTATION

Between 2014 and 2018 QS has collected votes from over 83,000 academics around the world. Each academic counted has given their opinion on universities in their fields of expertises.

### EMPLOYER REPUTATION

The employability metric is based on employer reputation. Over 42,000 global employer votes have been taken into account between 2014 and 2018 giving us a large pool of information in terms of hiring levels. Employers across all sectors and industries have taken part in the survey and include Facebook, Google, Uber, Wells Fargo, Bank of America etc.

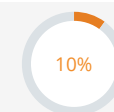
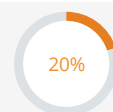
### CITATIONS PER PAPER

This ratio measures the average number of citations obtained per publication, and is an estimate of the impact and quality of the scientific work done by universities. To avoid anomalous results, only the institutions producing a minimum number of papers in the last five years are evaluated.

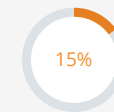
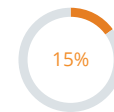
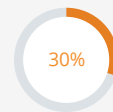
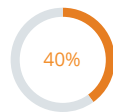
### H-INDEX

The h-index is an index that attempts to measure both the productivity and impact of the work published by the institutions' scientists and scholars. The index is based on the set of the institution's most cited papers and the number of citations that they have received in other publications.

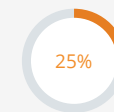
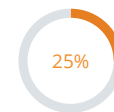
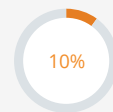
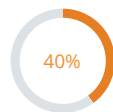
#### Arts & Humanities



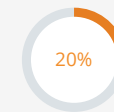
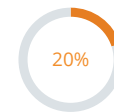
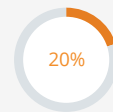
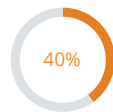
#### Engineering & Technology



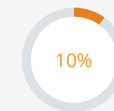
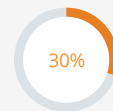
#### Life Sciences & Medicine



#### Natural Sciences



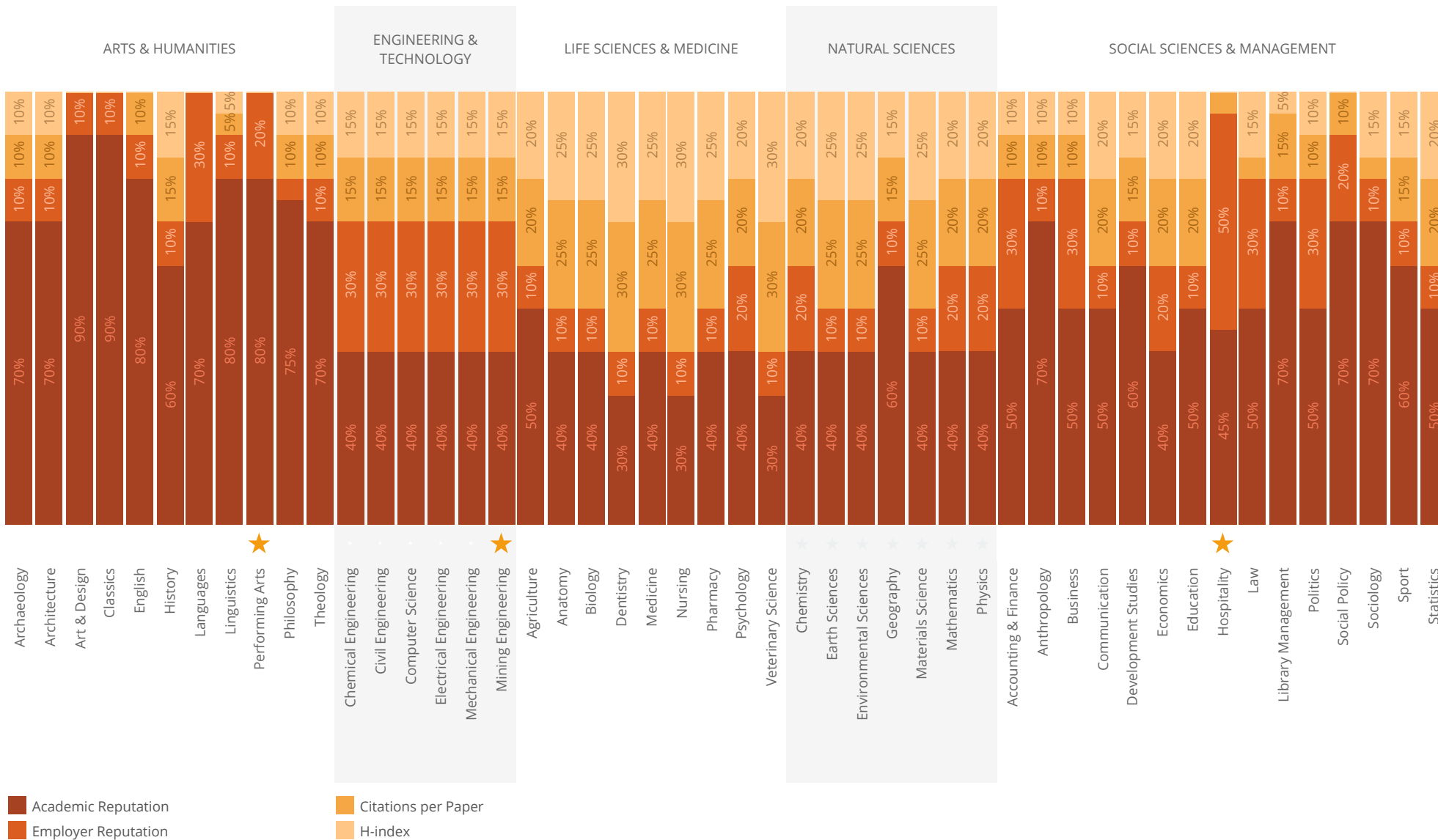
#### Social Sciences & Management



## 2019 QS WORLD UNIVERSITY RANKINGS BY SUBJECT

We use a variable approach to the weightings for the different subjects. The chart below provides details of the combinations used in the 2019 edition of the rankings.

Note: Subjects that are highlighted with Stars have changed the weightings in this edition.

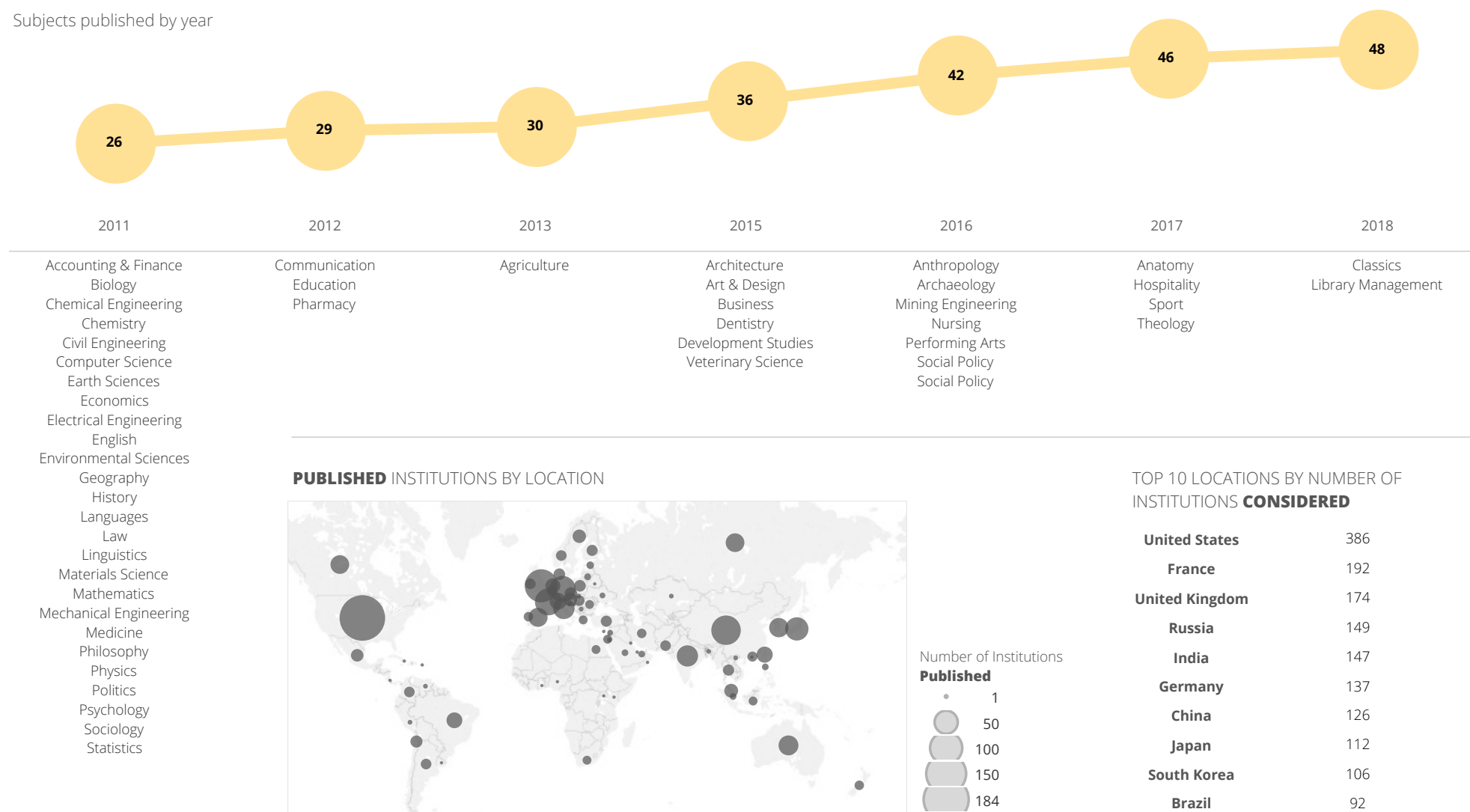




## 2019 QS WORLD UNIVERSITY RANKINGS BY SUBJECT

The QS World University Rankings® by Subject ranks the world's top universities in individual subject areas, covering 48 disciplines as of 2019. A list of the considered subjects, grouped by the year of first release, is presented below.

Subjects published by year



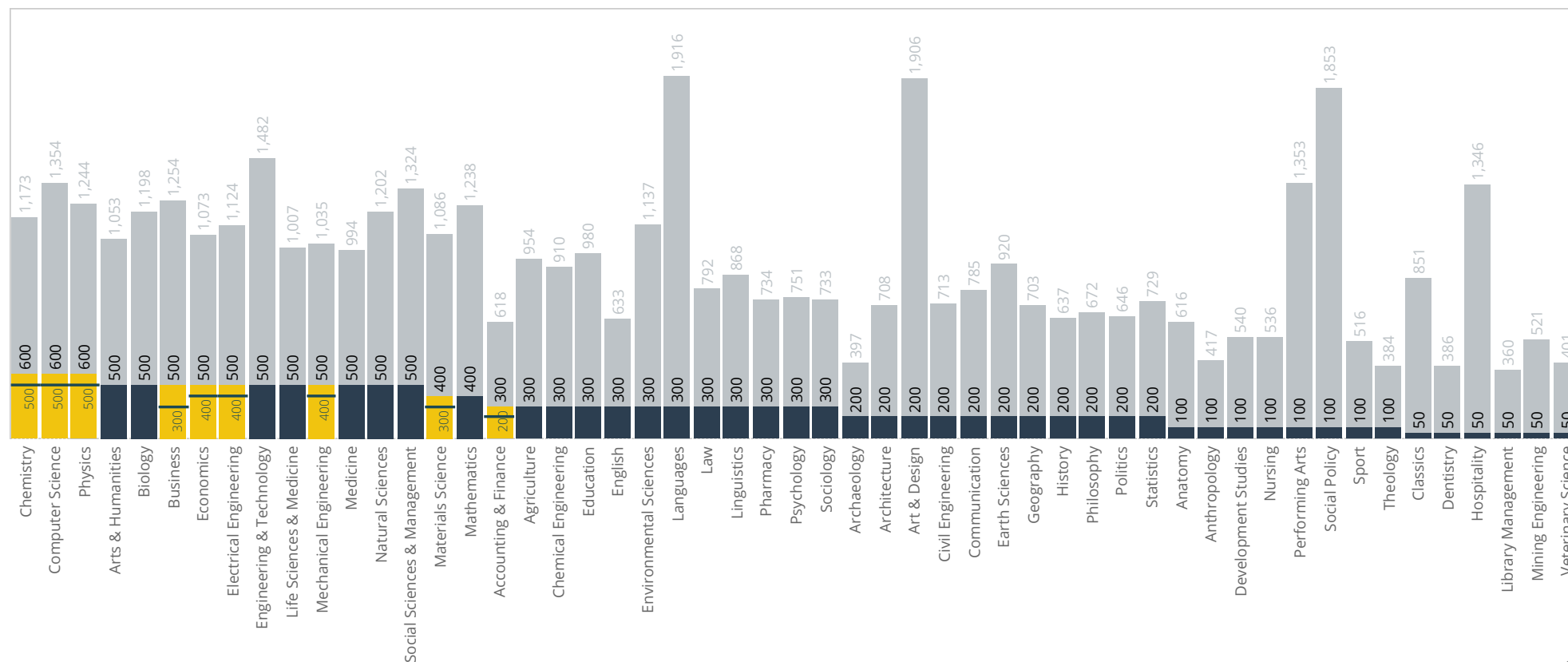
## 2019 QS WORLD UNIVERSITY RANKINGS BY SUBJECT

The charts below present the number of institutions considered and published in each of the relevant subject areas.

Subjects	Locations	Institutions
48	153	1,222

### INSTITUTIONS CONSIDERED AND PUBLISHED BY SUBJECT - YEAR 2019

Subjects with **highlight color** have extended publishing ranges.

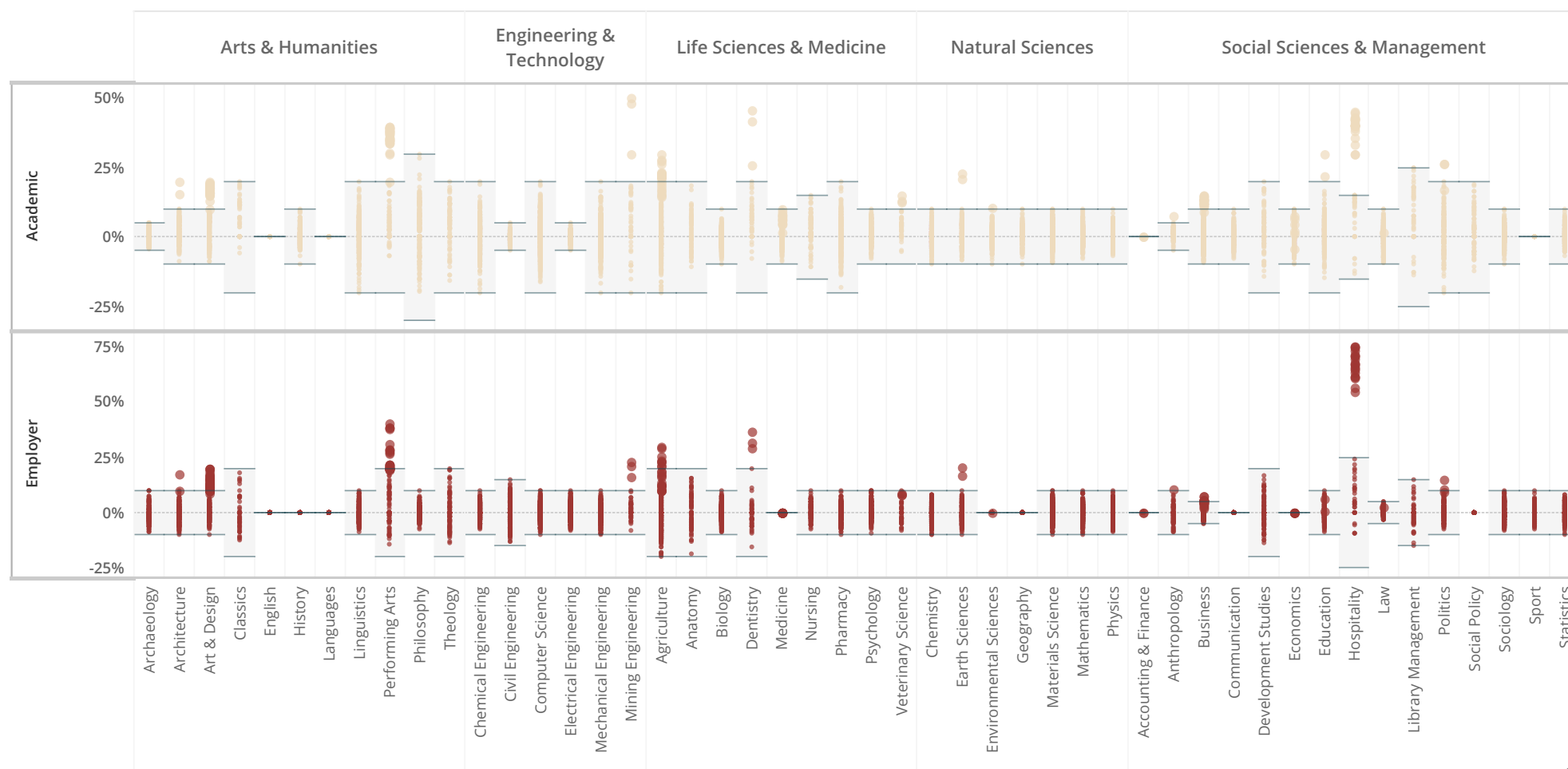




## 2019 QS WORLD UNIVERSITY RANKINGS BY SUBJECT

In the QS Subject Rankings methodology, a specialization adjustment is applied to the original reputation scores in order to boost the performance of those institutions that present a stronger focus in specific subjects. The original rank calculated for each subject is compared against the rank obtained in the relevant broad subject area containing the said subject according to the QS mapping. For example, the results in Biology are compared against the overall rank in Life Sciences & Medicine. Whenever the rank difference between the subject and the broad area exceeds five places, a positive or negative adjustment is applied in the Reputation score. The method compares the proportional difference for each institution against the maximum and minimum recorded globally. The maximum change cannot exceed the percentages presented in the chart below.

### DISTRIBUTION OF SPECIALIST ADJUSTMENTS - REPUTATION



## 2019 QS WORLD UNIVERSITY RANKINGS BY SUBJECT

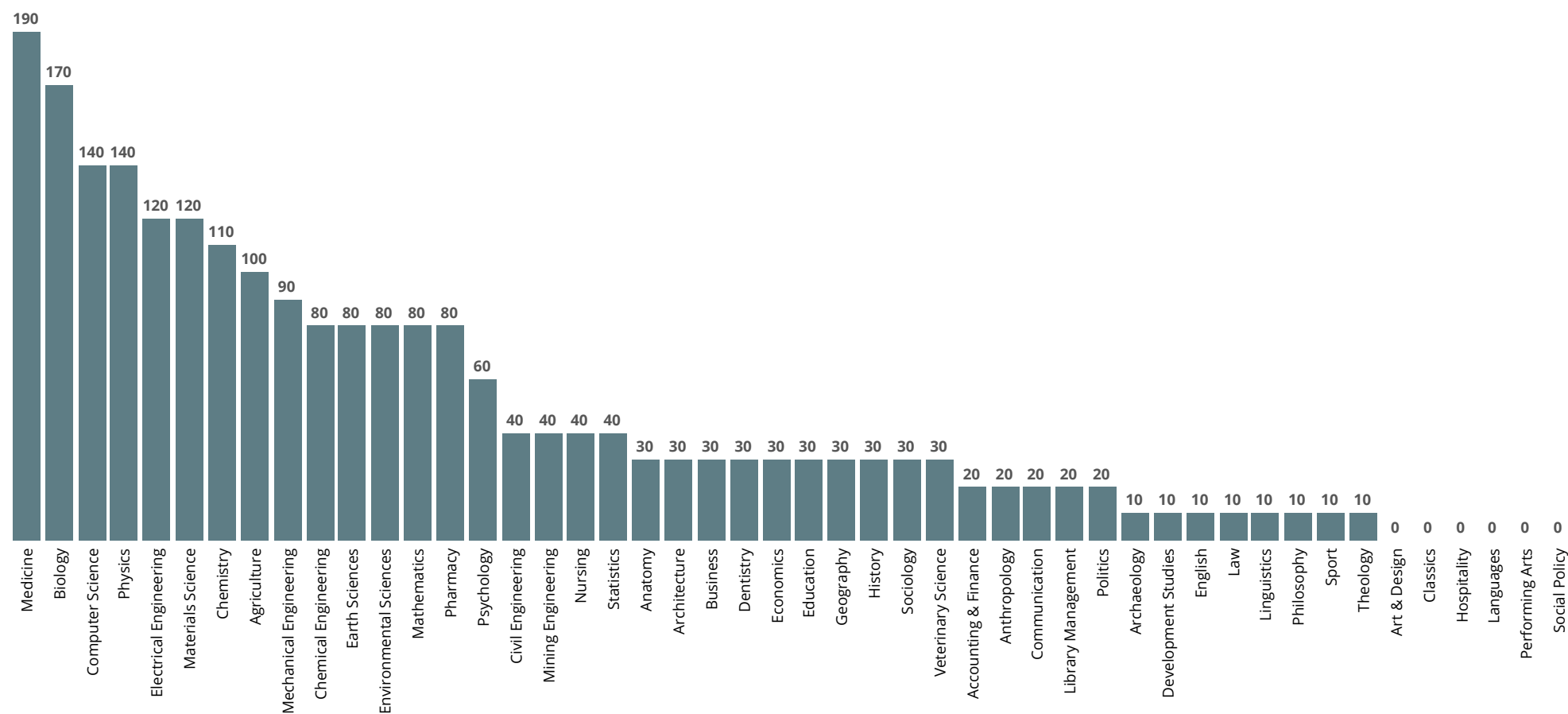
In order to feature in any discipline table, an institution must meet three simple prerequisites:

- Offer undergraduate or taught postgraduate programmes in the given discipline
- Exceed the minimum required score for the academic and/or employer reputation indicators
- Exceed the five-year threshold for number of papers published and indexed by Scopus in the given discipline

The following chart discloses the minimum number of papers required to be considered in the latest edition of the rankings by subject.

### PAPER THRESHOLD BY SUBJECT - YEAR 2019

MINIMUM NUMBER OF PUBLICATIONS INDEXED BY SCOPUS REQUIRED TO BE CONSIDERED IN THE RANKINGS.



# QS PARTNERS WITH INSTITUTIONS AROUND THE WORLD

to manage international mobility and relationships,  
meet globalization goals, and inform international  
strategies through evidenced-based decision making.

With our bespoke, data-rich services, institutions can:



Enhance  
strategy



Optimize  
reputation



Improve  
performance



Boost  
their  
brand



Improve  
internationalization  
& recruitment efforts

Find out more at  
[www.qs.com](http://www.qs.com)



## THE QS RANKINGS TEAM

**Ben Sowter** Director

**Selina Griffin** Rankings Manager

**Martin Juno** Senior Product Manager

**Dennis Yu** Rankings Analyst

**Judit Petervari** Data Acquisition Manager

Senior Research Executive

**Irene-Jay Shin**

Researchers

**Ajita Rane**

**Padmashree Sorate**

**Rashmi Sharma**

**Samuel Wong**

**Shilpa Narayankar**

**Tony Fregoli** Data Analyst

PRESS & PR

**Simona Bizzozero** Communications Director

[simona@qs.com](mailto:simona@qs.com)

TRUSTED. INDEPENDENT. GLOBAL.

E-mail: [rankings@qs.com](mailto:rankings@qs.com) | Tel.: +44 (0)207 284 7200

With offices in London, Paris, Singapore, Mumbai and Bucharest.